


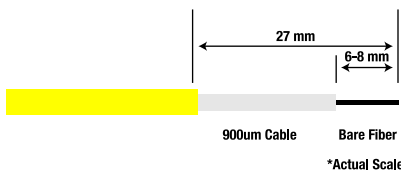
# SC/UPC SPARC Rapid Linc Mechanical Connector Operating Instructions

## Part# SRL-SCU/10


**1 - Insert Cable into Screw Cap**



**2 - Cutting Length**



**3 - Strip Outer Jacket with JIC-375**



**4 - Strip Cable with JIC-375**



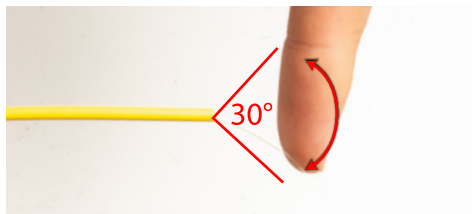
**5 - Strip Fiber with JIC-375**




**6 - Clean the Bare Fiber with FW-5**




**7 - Fiber Check**




**8 - Cleave Fiber with FC-600**




**9 - Insert Boot**




**10 - Insert Fiber**



**11 - Fasten the Boot**




**12 - Take Off Aid**




## Reuse

**1 - Fix Aid**



**2 - Release Boot & Cut Fiber**



**3 - Begin to Install Again**

